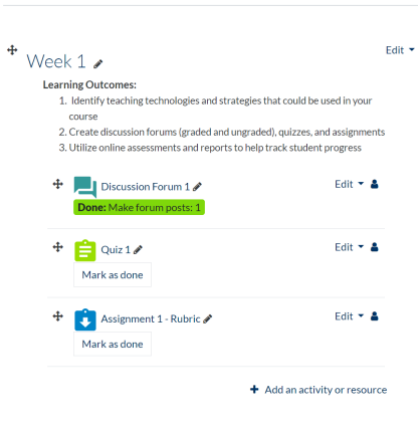
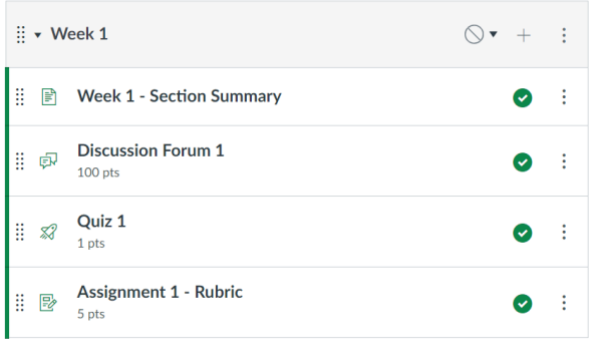
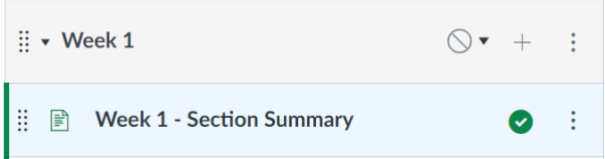
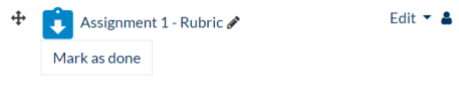
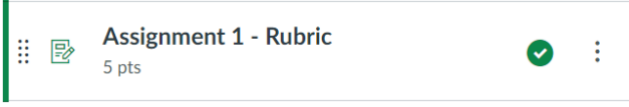

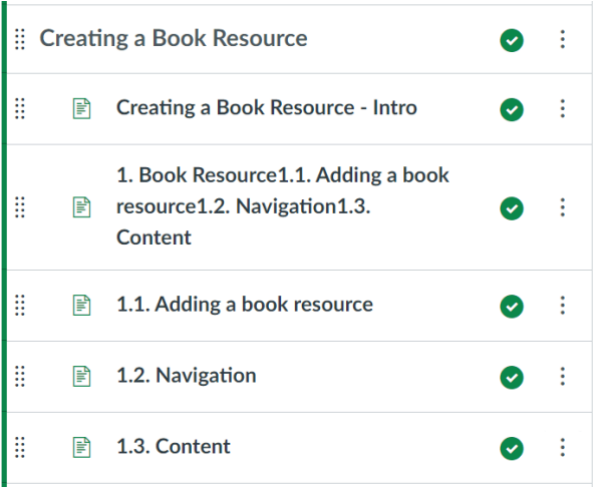

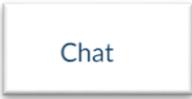






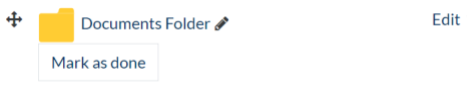
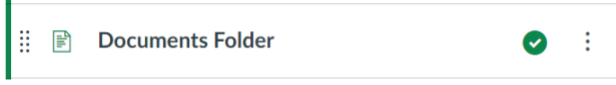





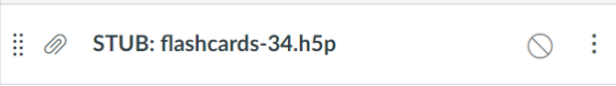


UNO Moodle to Canvas Migrated Course Content Equivalents




































*Adapted from K16 Solutions Migration Guidelines

Moodle	to	Canvas
<p>Topics/Tiles/Week</p> 	→	<p>Modules</p> <ul style="list-style-type: none"> • Canvas Guide: Editing Modules 
<p>Topics/Tiles/Week Summary</p> <ul style="list-style-type: none"> • Shows directly on main page above topic content. <p>Week 1</p> <p>Learning Outcomes:</p> <ol style="list-style-type: none"> 1. Identify teaching technologies and strategies that could be used in your course 2. Create discussion forums (graded and ungraded), quizzes, and assignments 3. Utilize online assessments and reports to help track student progress 	→	<p>Section Summary</p> <ul style="list-style-type: none"> • Created as a page called “[Module Title] – Section Summary”. Must click on page to view summary. • Canvas Guide: Editing a Page 
<p>Assignments</p> 	→	<p>Assignments</p> <ul style="list-style-type: none"> • Canvas Guide: Edit Assignments <ul style="list-style-type: none"> ○ Check due dates ○ Check number of attempts ○ Check rubrics/marking guides 

<p>Book</p> <hr/>  Creating a Book Resource <input type="button" value="Mark as done"/>	<p>→ No equivalent. Books will come into a Module as a text header and series of Pages.</p> 
<p>Chat</p> <ul style="list-style-type: none"> Added as an activity. 	<p>→ Chat</p> <ul style="list-style-type: none"> Does not migrate as activity. Re-add in Course Navigation. Canvas Guide: Using Chat 
<p>Choice</p> 	<p>→ Survey</p> <ul style="list-style-type: none"> Should be Quiz with Survey (Graded or Ungraded) as the Quiz Type Check Survey settings 
<p>Database</p>	<p>→ No Equivalent. Does not migrate.</p>
<p>External Tool</p> <ul style="list-style-type: none"> Examples include textbook links, publisher activities, publisher blocks, and Turn It In activities. 	<p>→ LTI Tool</p> <ul style="list-style-type: none"> Will not migrate or may come in as a link that no longer works. Please check any textbooks resources and Turn It In assignments to see if they need to be recreated. LTI Tools, such as textbook resources or Turn It In, must be added to Canvas by the CTI. We have pre-loaded all of the commonly used tools. These tools are often enabled in Canvas through Course Navigation or through Assignment Global Options icon. Please check with your tool provider for the correct way to enable your LTI tool.

<p>Feedback</p> 	<p>→ Survey</p> <ul style="list-style-type: none"> • Should be Quiz with Survey (Graded or Ungraded) as the Quiz Type • Check Survey settings 
<p>File</p> 	<p>→ File</p> <ul style="list-style-type: none"> • Canvas Guide: Viewing and Using Course Files 
<p>Folder</p> 	<p>→ Page with links</p> 
<p>Forums</p> 	<p>→ Discussions</p> <ul style="list-style-type: none"> • Canvas Guide: Editing Discussions • Check Discussion settings (grade, due date, etc.) • If you had a Q&A Forum, you will need to set “Users must post before seeing replies” in your Discussion Options 
<p>Glossary</p> 	<p>→ Page</p> <ul style="list-style-type: none"> • Canvas Guide: Editing a Page 
<p>H5P</p> 	<p>→ H5P stub</p> <ul style="list-style-type: none"> • Will need to be converted to SCORM. Contact the CTI. 
<p>Label</p>	<p>→ Header or Page</p> <ul style="list-style-type: none"> • Text only migrates as a text header • Formatted text, pictures, and videos in a label migrate as a Page.

<p>Lesson</p> <div style="border: 1px solid #ccc; padding: 5px; margin-bottom: 5px;"> + Lesson 1 Simulation Edit </div> <div style="border: 1px solid #ccc; padding: 5px; margin-bottom: 5px;"> Mark as done </div>	<p>→ No equivalent. Lessons will come into a Module as a series of Pages and Quizzes.</p> <p>Pages and Quizzes created in Canvas will not have branching or be linked together in any way.</p> <ul style="list-style-type: none"> • Canvas Guide: Editing a Page • Canvas Guide: Quiz options <div style="border: 1px solid #ccc; padding: 5px; margin-top: 10px;"> <table style="width: 100%; border-collapse: collapse;"> <tr> <td style="padding: 2px 5px;">Lesson: Lesson 1 Simulation</td> <td style="text-align: right; padding: 2px 5px;">✓</td> <td style="text-align: right; padding: 2px 5px;">⋮</td> </tr> <tr> <td style="padding: 2px 5px;"> Introduction</td> <td style="text-align: right; padding: 2px 5px;">✓</td> <td style="text-align: right; padding: 2px 5px;">⋮</td> </tr> <tr> <td style="padding: 2px 5px;"> Background</td> <td style="text-align: right; padding: 2px 5px;">✓</td> <td style="text-align: right; padding: 2px 5px;">⋮</td> </tr> <tr> <td style="padding: 2px 5px;"> No says the manager</td> <td style="text-align: right; padding: 2px 5px;">✓</td> <td style="text-align: right; padding: 2px 5px;">⋮</td> </tr> <tr> <td style="padding: 2px 5px;"> Yes says the manager</td> <td style="text-align: right; padding: 2px 5px;">✓</td> <td style="text-align: right; padding: 2px 5px;">⋮</td> </tr> <tr> <td style="padding: 2px 5px;"> Lesson 1 Simulation - Quiz <small>6 pts</small></td> <td style="text-align: right; padding: 2px 5px;">✓</td> <td style="text-align: right; padding: 2px 5px;">⋮</td> </tr> </table> </div>	Lesson: Lesson 1 Simulation	✓	⋮	Introduction	✓	⋮	Background	✓	⋮	No says the manager	✓	⋮	Yes says the manager	✓	⋮	Lesson 1 Simulation - Quiz <small>6 pts</small>	✓	⋮
Lesson: Lesson 1 Simulation	✓	⋮																	
Introduction	✓	⋮																	
Background	✓	⋮																	
No says the manager	✓	⋮																	
Yes says the manager	✓	⋮																	
Lesson 1 Simulation - Quiz <small>6 pts</small>	✓	⋮																	
<p>Lightbox Gallery</p> <div style="border: 1px solid #ccc; padding: 5px; margin-bottom: 5px;"> + Lightbox 1 Edit </div> <div style="border: 1px solid #ccc; padding: 5px; margin-bottom: 5px;"> Mark as done </div>	<p>→ No equivalent. Does not migrate.</p>																		
<p>Page</p> <div style="border: 1px solid #ccc; padding: 5px; margin-bottom: 5px;"> + Lecture 2 Edit </div> <div style="border: 1px solid #ccc; padding: 5px; margin-bottom: 5px;"> Mark as done </div>	<p>→ Page</p> <ul style="list-style-type: none"> • Canvas Guide: Editing a Page <div style="border: 1px solid #ccc; padding: 5px; margin-top: 10px;"> <table style="width: 100%; border-collapse: collapse;"> <tr> <td style="padding: 2px 5px;"> Lecture 2</td> <td style="text-align: right; padding: 2px 5px;">✓</td> <td style="text-align: right; padding: 2px 5px;">⋮</td> </tr> </table> </div>	Lecture 2	✓	⋮															
Lecture 2	✓	⋮																	
<p>Questionnaire</p> <div style="border: 1px solid #ccc; padding: 5px; margin-bottom: 5px;"> + Questionnaire 1 Edit </div> <div style="border: 1px solid #ccc; padding: 5px; margin-bottom: 5px;"> Mark as done </div>	<p>→ Survey</p> <ul style="list-style-type: none"> • Should be Quiz with Survey (Graded or Ungraded) as the Quiz Type • Check Survey settings <div style="border: 1px solid #ccc; padding: 5px; margin-top: 10px;"> <table style="width: 100%; border-collapse: collapse;"> <tr> <td style="padding: 2px 5px;"> Questionnaire 1</td> <td style="text-align: right; padding: 2px 5px;">✓</td> <td style="text-align: right; padding: 2px 5px;">⋮</td> </tr> </table> </div>	Questionnaire 1	✓	⋮															
Questionnaire 1	✓	⋮																	

<p>Quiz</p> <hr/> <div style="display: flex; justify-content: space-between; align-items: center;"> +  Quiz 1  Edit   </div> <div style="border: 1px solid #ccc; padding: 2px; display: inline-block; margin-top: 5px;">Mark as done</div>	<p>→ Quizzes</p> <ul style="list-style-type: none"> • Migrated as Classic Quizzes only. • Quiz question types may not migrate or may not migrate correctly. See Question Type Table for list. • Check all quiz settings (due date, number of attempts, total points, etc.) • Canvas Guide: Quiz options <div style="border: 1px solid #ccc; padding: 5px; margin-top: 10px;"> <div style="display: flex; justify-content: space-between; align-items: center;">   Quiz 1 1 pts ✓  </div> </div>
<p>SCORM</p> <hr/> <div style="display: flex; justify-content: space-between; align-items: center;"> +  SCORM 1  Edit   </div>	<p>→ SCORM</p> <ul style="list-style-type: none"> • Check SCORM settings <div style="border: 1px solid #ccc; padding: 5px; margin-top: 10px;"> <div style="display: flex; justify-content: space-between; align-items: center;">   SCORM Test 100 pts ✓  </div> </div>
<p>Survey</p> <hr/> <div style="display: flex; justify-content: space-between; align-items: center;"> +  Survey 1  Edit   </div> <div style="border: 1px solid #ccc; padding: 2px; display: inline-block; margin-top: 5px;">Mark as done</div>	<p>→ Survey</p> <ul style="list-style-type: none"> • Should be Quiz with Survey (Graded or Ungraded) as the Quiz Type • Check Survey settings <div style="border: 1px solid #ccc; padding: 5px; margin-top: 10px;"> <div style="display: flex; justify-content: space-between; align-items: center;">   Survey 1 ✓  </div> </div>
<p>Turn It In</p> <hr/> <div style="display: flex; justify-content: space-between; align-items: center;"> +  Turn it In Essay  Edit   </div> <div style="border: 1px solid #ccc; padding: 2px; display: inline-block; margin-top: 5px;">Mark as done</div>	<p>→ Assignment without Turn It In</p> <ul style="list-style-type: none"> • Turn It In assignments must be recreated entirely to use Turn It In. There is no way to link the migrated assignment to Turn It In. • Turn It In Assignments are created through the Assignment Global Options icon. <div style="border: 1px solid #ccc; padding: 5px; margin-top: 10px;"> <div style="display: flex; justify-content: space-between; align-items: center;">   Turn it In Essay 100 pts ✓  </div> </div>
<p>Wiki</p> <hr/> <div style="display: flex; justify-content: space-between; align-items: center;"> +  Wiki 1  Edit   </div> <div style="border: 1px solid #ccc; padding: 2px; display: inline-block; margin-top: 5px;">Mark as done</div>	<p>→ No equivalent. Will migrate as a Discussion.</p> <ul style="list-style-type: none"> • Canvas Guide: Editing Discussions • Check Discussion settings (grade, due date, etc.) <div style="border: 1px solid #ccc; padding: 5px; margin-top: 10px;"> <div style="display: flex; justify-content: space-between; align-items: center;">   Wiki 1 ✓  </div> </div>

<p>Workshop</p> <hr/> <p>+ Workshop 1 Edit </p> <p>Mark as done</p> <hr/>	→	<p>No Equivalent. Recreate as Peer Review Assignment or Discussion.</p> <ul style="list-style-type: none"> • Canvas Guide: Creating a Peer Review Assignment • Canvas Guide: Creating a Peer Review Discussion
<p>URL</p> <hr/> <p>+ URL Link 1 Edit </p> <p>Mark as done</p> <hr/>	→	<p>Link</p> <ul style="list-style-type: none"> • Canvas Guide: Editing Module Items <hr/> <p> URL Link 1 </p>

Moodle Question Type Migration

Moodle Question Types		Canvas Question Types
Multiple Choice	→	Multiple Choice
True/False	→	True/False
Matching	→	Matching
Short answer	→	Essay
Numerical	→	Numerical Answer
Essay	→	Essay
Calculated	→	Essay with all the formula, tolerance, and display in the question
Calculatee	→	No equivalent. Does not migrate.
Calculated simple	→	No equivalent. Does not migrate.
Drag and drop into text	→	No equivalent. Does not migrate.
Drag and drop markers	→	No equivalent. Does not migrate.
Drag and drop onto image	→	No equivalent. Does not migrate.
Embedded answer (Cloze) Short Answer	→	Fill In Multiple Blank
Embedded answer (Cloze) MC	→	Multiple Dropdown
Random short-answer matching	→	No equivalent. Does not migrate.
Select missing words	→	Multiple Dropdown
Description	→	Text (no question)