

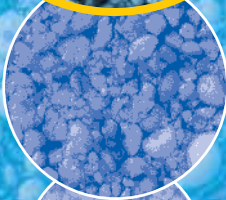



FLASH

cards



FLASH
FOR
STORM



FLASH[®]
FEDERAL ALLIANCE FOR SAFE HOMES

Hail Storm

Hail might seem like a minor concern but it can shatter windows, leave pockmarks in siding and most importantly destroy or damage roof coverings. Here are some helpful hints to protect your home.

Before

- If you need to re-roof, select an impact-resistant roof covering. These products have passed the UL2218 impact test with a rating of Class 1 through 4. Class 4 (most resistant) has proven to be highly effective in hailstorms.
- Listen to weather updates and reports on hail activity.
- Close your drapes, blinds or window shades to prevent the wind from blowing potential broken glass inside if hail is forecast.

During

- Do not try to go outside to protect your property during a storm. Stay indoors until the storm has passed.
- Stay away from skylights, windows and doors.

After

- Verify that you can safely move around outside by avoiding any broken or downed branches and power lines.
- Check the trees, shrubs and plants around your house. If they are stripped of their foliage, there is a possibility your roof is damaged. Another sign of potential roof damage is if patio covers, screens or soft aluminum roof vents are dented.
- Cover any broken windows and holes in your roof, so that no water can enter and damage your home's interior.
- When you need to re-roof select an established, licensed and insured contractor and ask for at least two references.

Protect your home in a *FLASH* with
the Federal Alliance for Safe Homes!

www.flash.org ■ toll-free 1-877-221-SAFE

www.fema.gov

Revised 12/11